




The University of Georgia

Cooperative Extension Service

College of Agricultural and Environmental Sciences / Athens, Georgia 30602-4356

NOVEMBER 2009



PROCESSING TIP . . .

HOW WELL IS THE POULTRY INDUSTRY IN THE U.S. CONTROLLING *SALMONELLA*, *CAMPYLOBACTER* AND OTHER BACTERIA ON RAW POULTRY?

Introduction

The USDA-Food Safety and Inspection Service (FSIS) just released a document entitled, “The nationwide microbiological baseline data collection program: Young chicken survey.” The program was designed and performed by the FSIS to estimate the percent positive and level of microbiological pathogens and indicator bacteria on raw chicken carcasses sampled between July 2007 and June 2008.

Methods

From July 2007 to June 2008, 6,550 broiler chicken carcass rinsate samples were collected at 182 establishments that slaughtered young chickens and produced whole carcasses under federal inspection. Samples were taken at two different locations within the plant (Re-Hang and Post-Chill) and were collected from two different shifts. The re-hang location is in the front of the plant just after picking and hock-cutting, before carcasses are transferred to the evisceration line. Carcass rinse samples were evaluated to estimate the percent positive rate and levels of multiple pathogenic organisms including *Salmonella* and *Campylobacter*. The presence and number of these bacteria were compared to determine if significant differences existed between samples taken at Re-Hang and Post-Chill and during the separate shifts. Figures 1 and 2 show the data obtained for *Salmonella* and *Campylobacter* prevalence on carcasses.

PUTTING KNOWLEDGE TO WORK

The University of Georgia and Ft. Valley State College, the U.S. Department of Agriculture and counties of the state cooperating. The Cooperative Extension service officers educational programs, assistance and materials to all people without regard to race, color, national origin, age, sex or disability. An equal opportunity/affirmative action organization committed to a diverse work force.

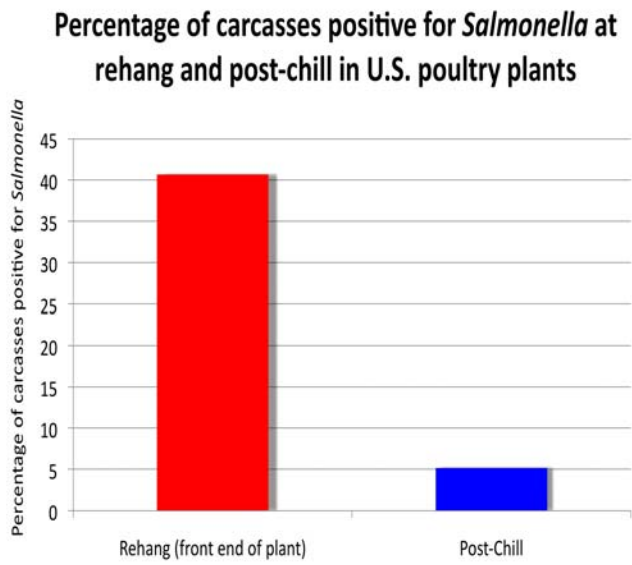


Figure 1

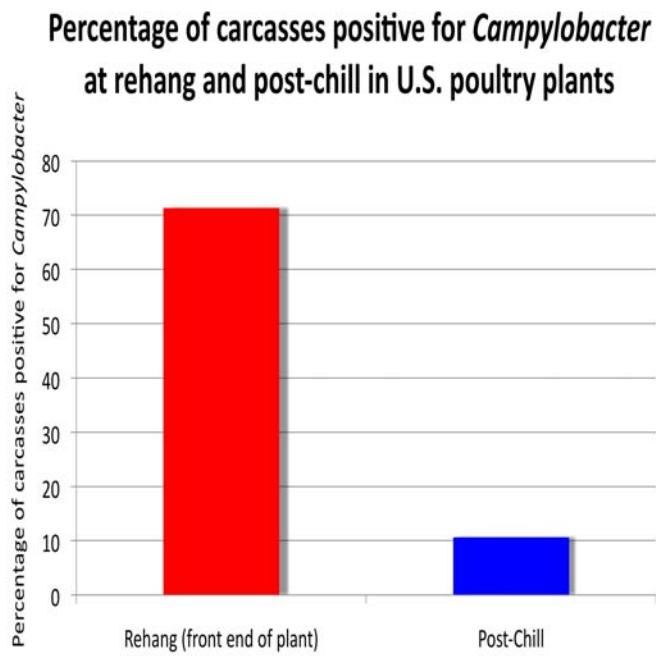


Figure 2

Summary

When results from Re-Hang and Post-Chill were compared, a reduction in the percentage positive rate was observed for both *Salmonella* (Re-Hang – 40.70% and Post-Chill – 5.19%) and *Campylobacter* (Re-Hang – 71.36%, Post-Chill – 10.66%). The *Salmonella* serotypes isolated most often from the young chicken samples during this survey were Kentucky, Heidelberg, Typhimurium and Typhimurium (Copenhagen), and these findings were consistent regardless of shift or whether the sample was obtained at either location. These data demonstrate that the poultry industry is doing an excellent job using intervention strategies to reduce pathogens during processing.



Scott M. Russell
Extension Poultry Scientist

Extension County Coordinator/Agent

“Your local County Extension Agent is a source of more information on this subject.”